

Cenergi SEA

October 2022




ISIN: NA
 Nation: Malaysia
 Industry: Alternative electric utilities

Exchange: Not listed
 Website: <https://www.cenergi-sea.com/>

ESG Rating & Score






ESG Performance by Pillar

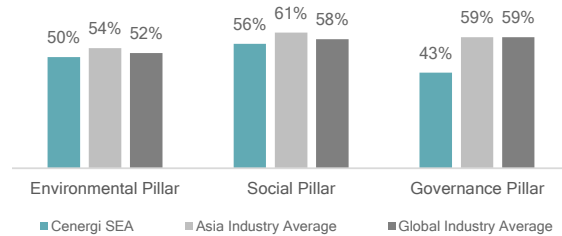
		Score*
Environmental		50
Social		56
Governance		43

*out of 100 each.

ESG Relative Performance

		Rating	Score
	Global Average	BB	169.03
	Regional Average	BB	174.17
	Industry Leader	AA	259

Industry Benchmarks



Top Performing KPIs

	Score
Consumer Rights - Satisfaction	100%
Human Capital - Diversity	80%
Anti-Corruption	75%




Bottom Performing KPIs

	Score
Consumer Rights - Protection	0%
Habitat Protection	0%
Water Resources Management	0%

Relative Industry Peers

	Rating
BCPG PCL	BBB
India Power Corp Ltd	BBB
SPCG PCL	BB

Controversies**

Environmental		●	Not Involved
Social		●	Not Involved
Governance		●	Not Involved

** Related to involvement in legal proceedings.

Business Involvement

Negative Screening

▪ Not Involved

Countries of Concern

▪ Not Involved

Positive Flags

- Renewable Energy
- SDGs