

# Yinson Holdings Berhad

July 2022




ISIN: MYL729300003  
 Nation: Malaysia  
 Industry: Oil Related Services / Equipment

Exchange: Bursa Malaysia  
 Website: <https://www.yinson.com/>

## ESG Rating & Score



## ESG Performance by Pillar

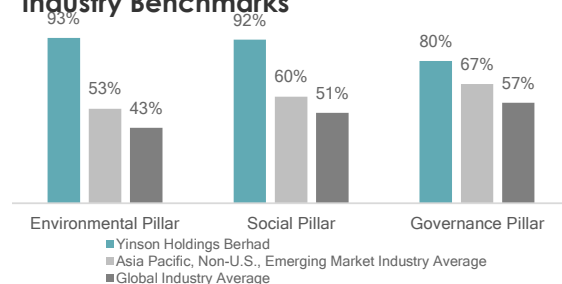
		Score*
Environmental		93
Social		92
Governance		80

\*out of 100 each.

## ESG Relative Performance

		Rating	Score
	Global Average	149.9	B
	Regional Average	180.5	BBB
	Industry Leader	265	AA

## Industry Benchmarks



## Top Performing KPIs

	Score
Air Emissions	100%
Anti-Corruption	100%
Consumer Rights - Satisfaction	100%

## Bottom Performing KPIs

	Score
Reporting & Transparency	53%
Human Capital - Human Rights	65%
Water Resources Management	67%

## Relative Industry Peers\*\*

	Rating
Weatherford International plc	AA
Fugro N.V	AA
John Wood Group PLC	A

\*\*Largest companies in the industry.

## Controversies\*\*\*

Environmental		●	Not Involved
Social		●	Not Involved
Governance		●	Not Involved

\*\*\* Related to involvement in legal proceedings.

## Business Involvement

### Negative Screening

▪ Fossil Fuel

### Countries of Concern

▪ Not Involved

### Positive Flags

▪ SDGs  
 ▪ Renewable Energy